

Dear In The Ditch Dealer,

We wanted to make you aware of Service Bulletin Number ITD0726.

It has come our attention that there is a potential that some welds may not be within specifications on certain X-Series™ Dollies.

Time is of the essence that the inspection process takes place immediately.

If you have a suspect X-Series™ Dolly Platform that need replaced, please contact In The Ditch directly by calling: 1 (208) 587-7960 or by email: sales@intheditch.com.

We will send you detailed instructions on how to replace and return affected items as well as best method to receive payment for labor.

We will pay you \$25.00 labor per side frame to replace the X-Series™ Dolly Platform.

These items are in stock and ready for immediate shipment.

In The Ditch Towing Products | intheditch.com

Address: 3195 Industrial Way, Mountain Home ID, 83647

Phone: 1 (208) 587-7960 | **Email:** Sales@intheditch.com



BULLETIN ITD0726

SERVICE BULLETIN ANNOUNCEMENT

Date: 11-14-2019

Dear In The Ditch X-Series™ Dolly owner,

Thank you for purchasing an In The Ditch X-Series™ Dolly. In The Ditch is committed to customer satisfaction, and providing world-class products for towing professionals. In The Ditch Towing Products has issued Service Bulletin ITD0726, as we believe in being proactive when an issue has been identified which may indicate that In The Ditch Towing Products standards for our products may not have been met.

The Reason for this Communication:

There is a potential that some welds may not be within specifications on the X-Series™ Dolly Platform. Note that X-Series™ **XD** Dollies are not affected.

What you should do:

1. Follow the inspection guidelines located on Pg. 2.
2. If you do not want to inspect the dolly, please contact In The Ditch, and we will arrange for an alternative method of inspection for you.

[View this information online at intheditch.com/FW2_Product_Bulletin_ITD0726.php](http://intheditch.com/FW2_Product_Bulletin_ITD0726.php)

When should you perform this inspection:

- Inspection should be completed immediately. (Do not use your In The Ditch X-Series™ Dolly until inspection is completed.) (See Affected Models.)

Replacement Procedures:

- If you have a suspect X-Series™ Dolly Platform, In The Ditch will send you a free replacement X-Series™ Dolly Platform at no cost to you if initiated prior to 12-1-2019.
- To get a replacement X-Series™ Dolly Platform, please contact In The Ditch directly by calling: **1 (208) 587-7960**, or emailing: **Sales@intheditch.com**.

Affected Serial Numbers & Date Ranges:

ITD1778 XL-SD (Set# ITD2778)

- XL-SD X-Series™ Dollies (Powder Coated Finish)
- [Serial Numbers 900052 - 900159](#)
- Produced between 3-18-2019 & 4-24-2019

ITD1778 XL-SD-P (Set# ITD2778-P)

- XL-SD X-Series™ Dollies (Plated Finish)
- [Serial Numbers 900154 - 900243](#)
- Produced between 4-22-2019 & 6-13-2019

ITD1878 SLX-SD (Set# ITD2878)

- SLX-SD X-Series™ Dollies (Powder Coated Finish)
- [Serial Numbers 700218 - 700750](#)
- Produced between 3-18-2019 & 4-24-2019

ITD1878 SLX-SD-P (Set# ITD2878-P)

- SLX-SD X-Series™ Dollies (Plated Finish)
- [Serial Numbers 700658 - 701037](#)
- Produced between 4-22-2019 & 6-13-2019

In The Ditch is committed to customer satisfaction and providing world-class products for Towing Professionals.

[In The Ditch Towing Products | intheditch.com](http://intheditch.com)

Address: 3195 Industrial Way, Mountain Home ID, 83647

Phone: 1 (208) 587-7960 | **Email:** Sales@intheditch.com



BULLETIN ITD0726

PERFORMING YOUR INSPECTION

1. Locate where you need to inspect.

Using these illustrative references, locate the part of the dolly you need to inspect. **Fig.1 - Fig.2**

NOTE: Make sure you inspect both sides of the dolly frame!

2. Inspect Weld Quality.

Inspect the welds on the dolly. Using the references located in **Fig.3 - Fig.4** as a guide, determine if the welds on your dolly are within specifications. If you aren't sure even after inspection, please contact In The Ditch, and we will arrange for an alternative method of inspection for you.

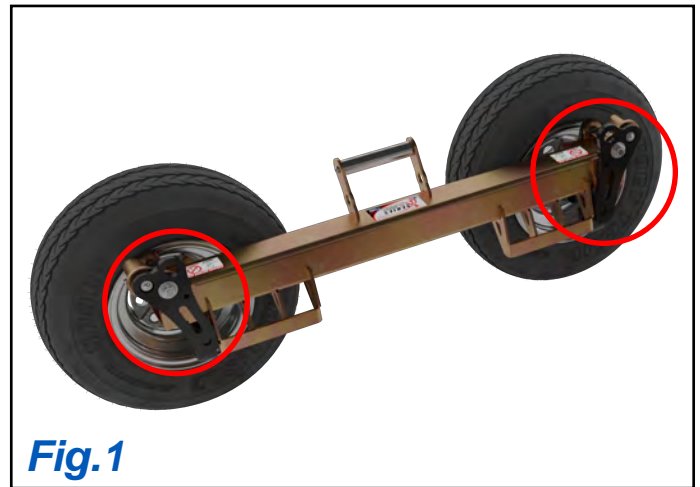


Fig.1

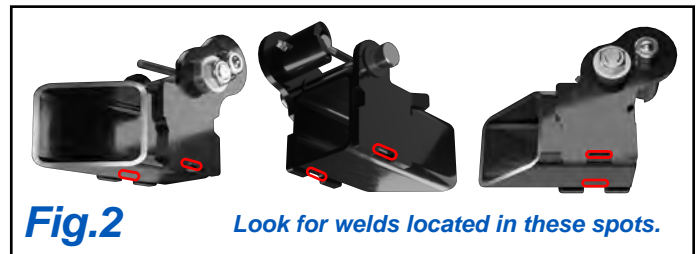


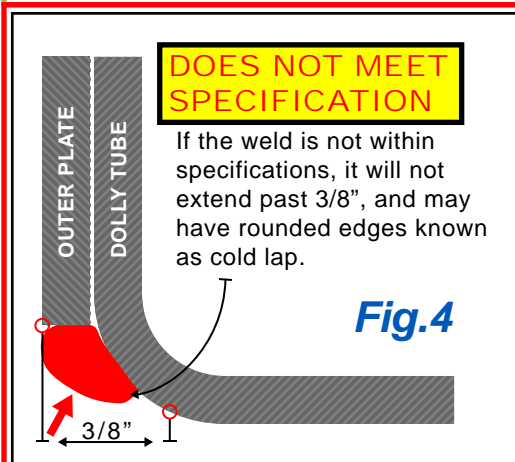

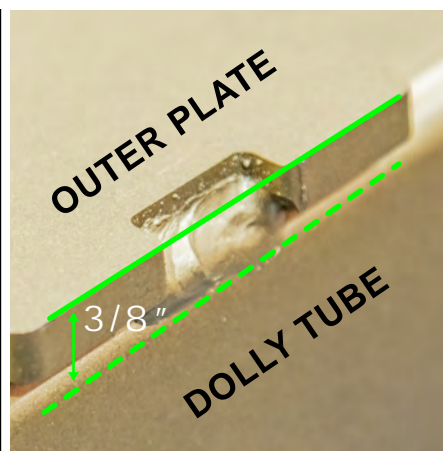
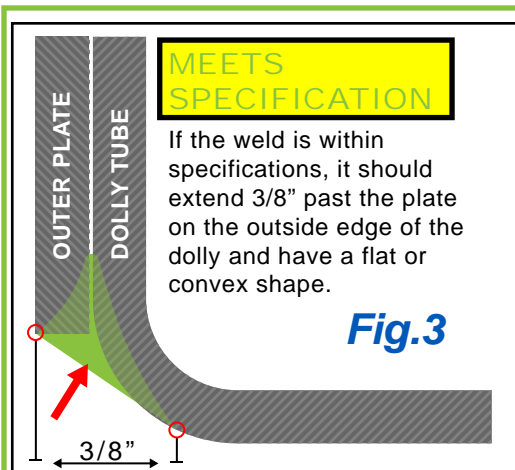


Fig.2

Look for welds located in these spots.



In The Ditch Towing Products | intheditch.com

Address: 3195 Industrial Way, Mountain Home ID, 83647

Phone: 1 (208) 587-7960 | Email: Sales@intheditch.com

